



ಬೃಹತ್ ಬೆಂಗಳೂರು ಮಹಾನಗರ ಪಾಲಿಕೆ
Bruhat Bengaluru Mahanagara Palike



BBMP COVID-19 WAR ROOM BULLETIN – 11.07.2021



ABSTRACT OF COVID-19 CASES IN BENGALURU



| | MALE | FEMALE | TRANSGENDER | MALE | FEMALE | TRANSGENDER | TOTAL | |
|-------------------------|--------------------------------|---------------|---------------|------------|---------------|---------------------------------|---------------|------------------|
| | Last 24 Hours | Last 24 Hours | Last 24 Hours | Cumulative | Cumulative | Cumulative | Last 24 Hours | Cumulative |
| Positive Cases | 260 | 173 | 0 | 7,28,780 | 4,90,466 | 132 | 433 | 12,19,378 |
| Recovered Cases | 124 | 79 | 0 | 7,11,677 | 4,78,402 | 103 | 203 | 11,90,182 |
| Death Cases | 6 | 2 | 0 | 9,974 | 5,759 | 4 | 8* | 15,737 |
| Total Tests Done | In Last 24 hrs : 63,231 | | | | | Cumulative : 1,54,59,252 | | |
| ACTIVE CASES | | | | | 13,459 | | | |

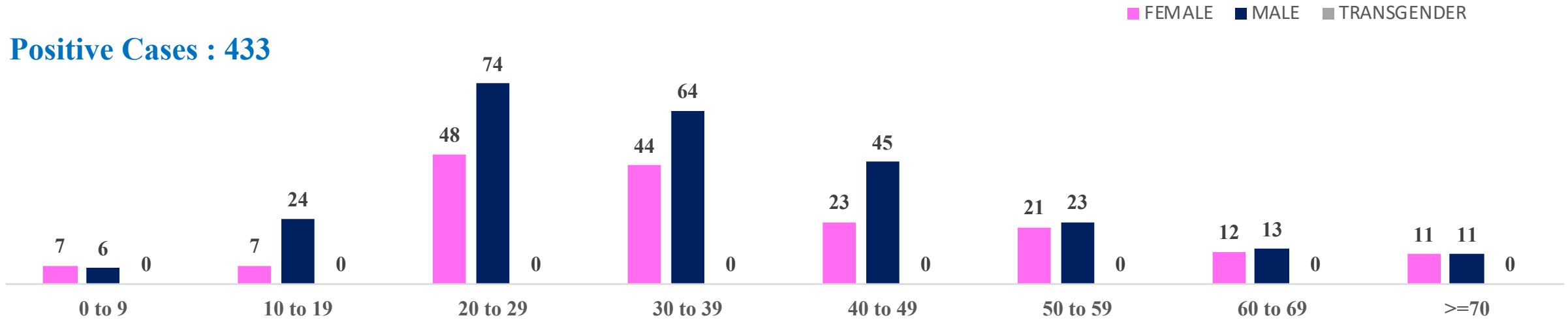
* Covid deaths occurred today : 02 | Covid deaths occurred beyond last 24 hrs, reported today : 06



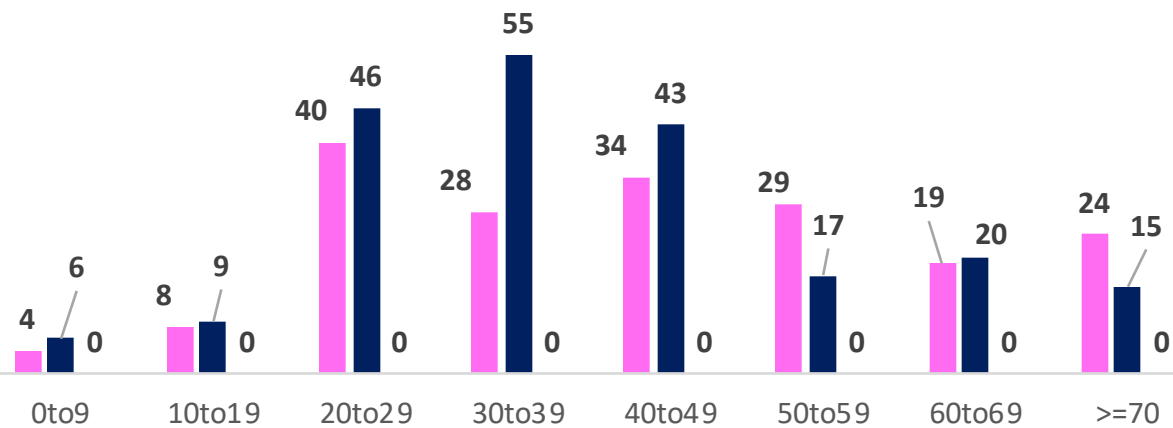
LAST 24 HOURS AGE GROUP AND GENDER WISE DISTRIBUTION



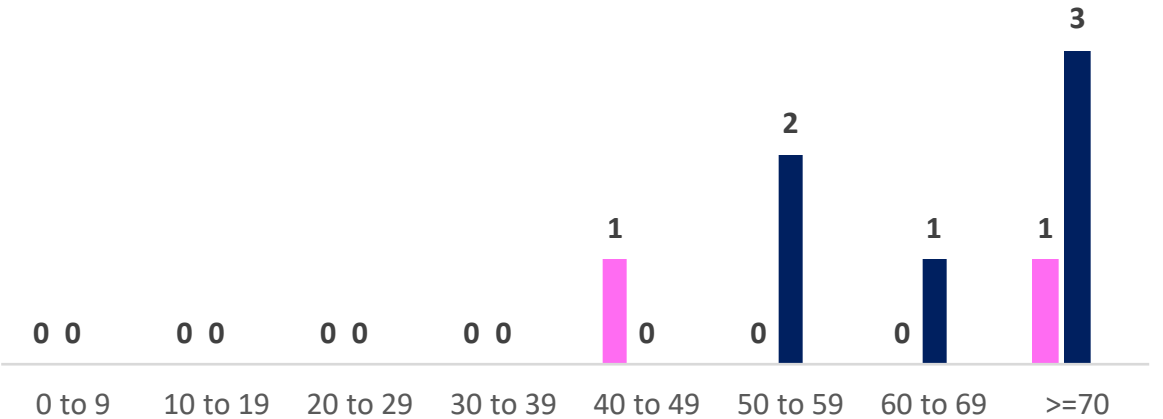
Positive Cases : 433



Recovered Cases : 203



Death Cases : 8





SNAPSHOT OF BENGALURU COVID-19 CASES IN LAST 8 WEEKS



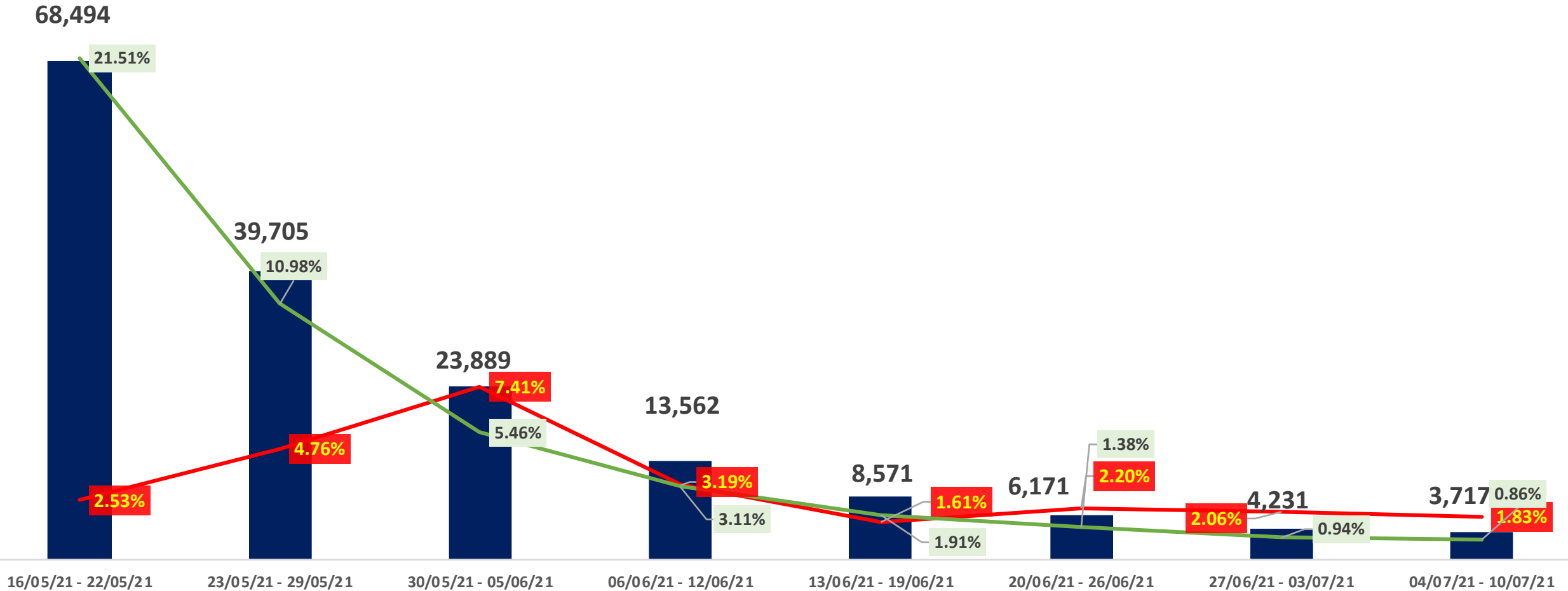
| | 16/05/21 TO 22/05/21 | 23/05/21 TO 29/05/21 | 30/05/21 TO 05/06/21 | 06/06/21 TO 12/06/21 | 13/06/21 TO 19/06/21 | 20/06/21 TO 26/06/21 | 27/06/21 TO 03/07/21 | 04/07/21 TO 10/07/21 |
|------------------------------|----------------------------|----------------------------|----------------------------|----------------------------|----------------------------|----------------------------|----------------------------|----------------------------|
| Total Positive Cases | 68,494 | 39,705 | 23,889 | 13,562 | 8,571 | 6,171 | 4,231 | 3,717 |
| Total Recovered Cases | 1,72,299 | 1,31,014 | 67,403 | 44,475 | 23,146 | 13,844 | 49,599 | 8,208 |
| Total Death Cases | 1,735 | 1,888 | 1,771 | 432 | 138 | 136 | 87 | 68 |
| Case Fatality Rate | 2.53% | 4.76% | 7.41% | 3.19% | 1.61% | 2.20% | 2.06% | 1.83% |
| Total Tests Conducted | 3,18,392 | 3,61,752 | 4,37,838 | 4,35,961 | 4,47,703 | 4,45,936 | 4,48,479 | 4,32,060 |
| Positivity Rate | 21.51% | 10.98% | 5.46% | 3.11% | 1.91% | 1.38% | 0.94% | 0.86% |



POSITIVITY AND MORTALITY RATE OF BENGALURU – LAST 8 WEEKS

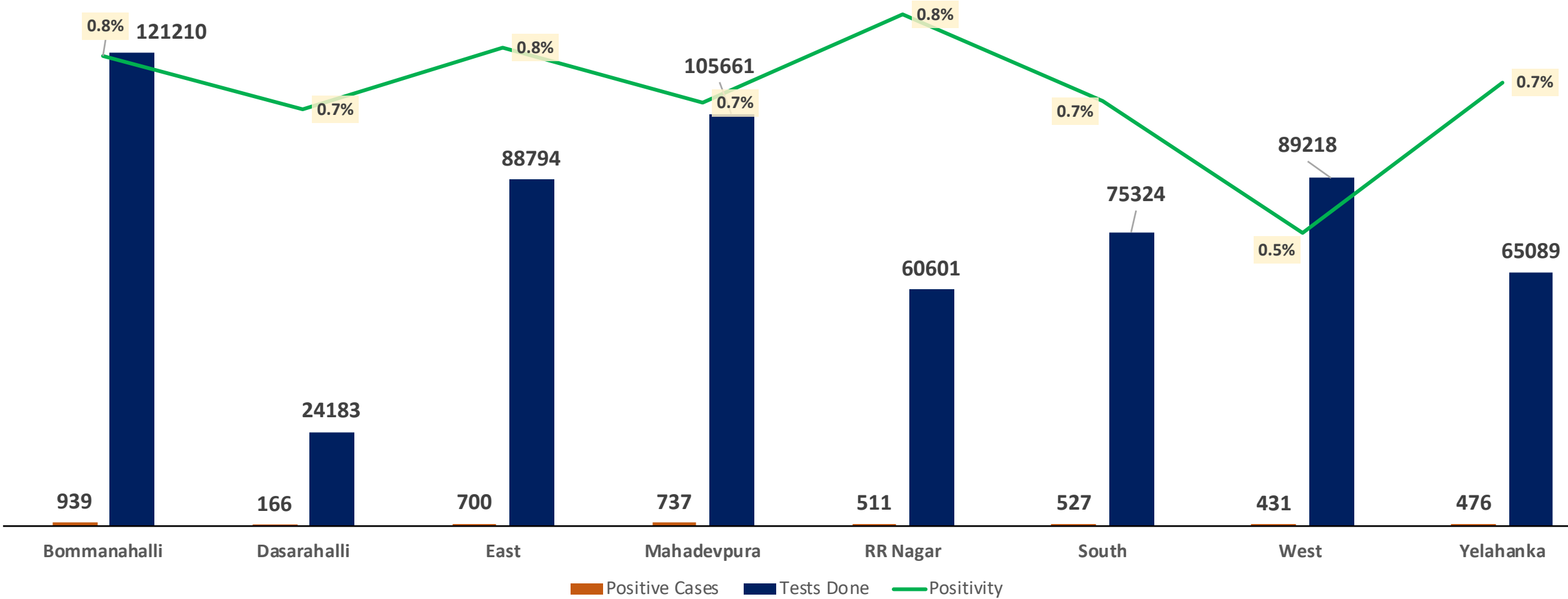


■ Total Positive Cases — Case Fatality Rate — Positivity Rate



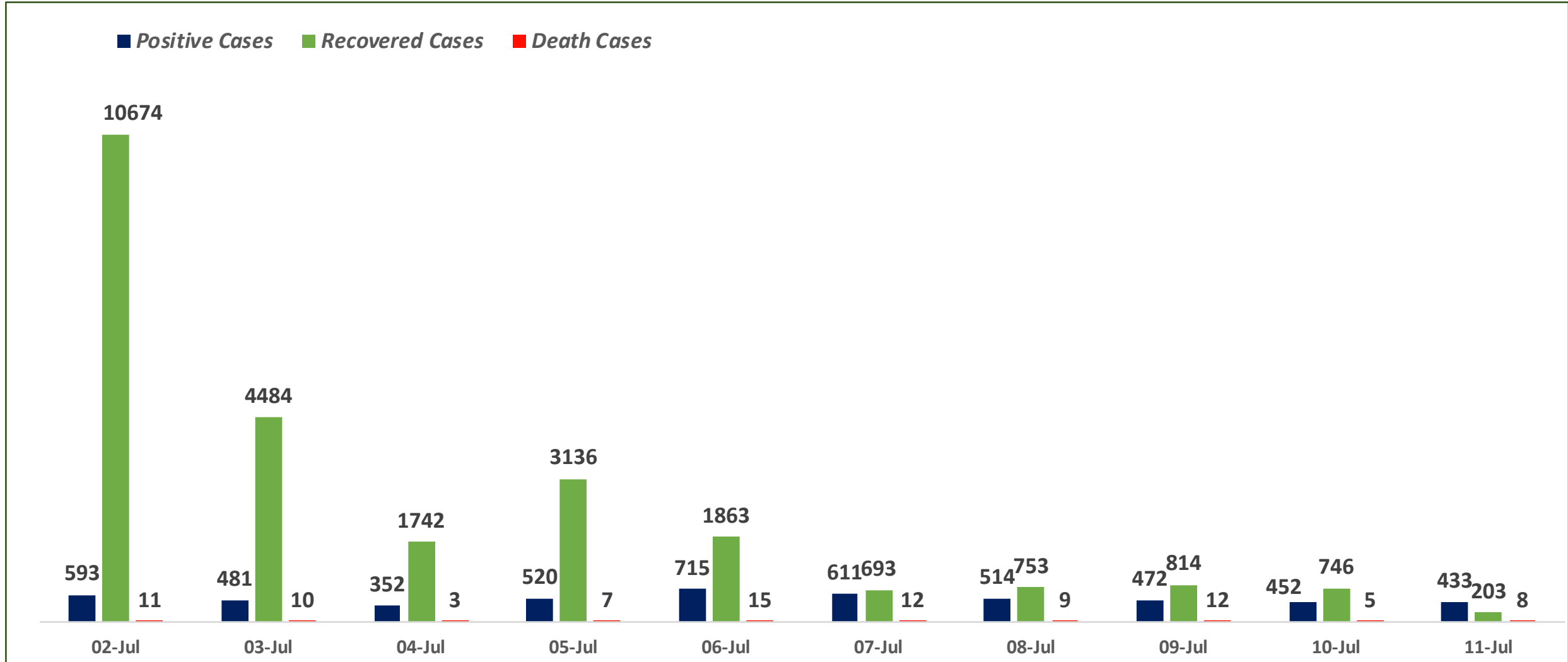


ZONE WISE POSITIVITY TREND IN LAST 10 DAYS





SNAPSHOT OF POSITIVE, RECOVERED AND DEATH CASES OVER LAST 10 DAYS ACROSS BBMP ZONES

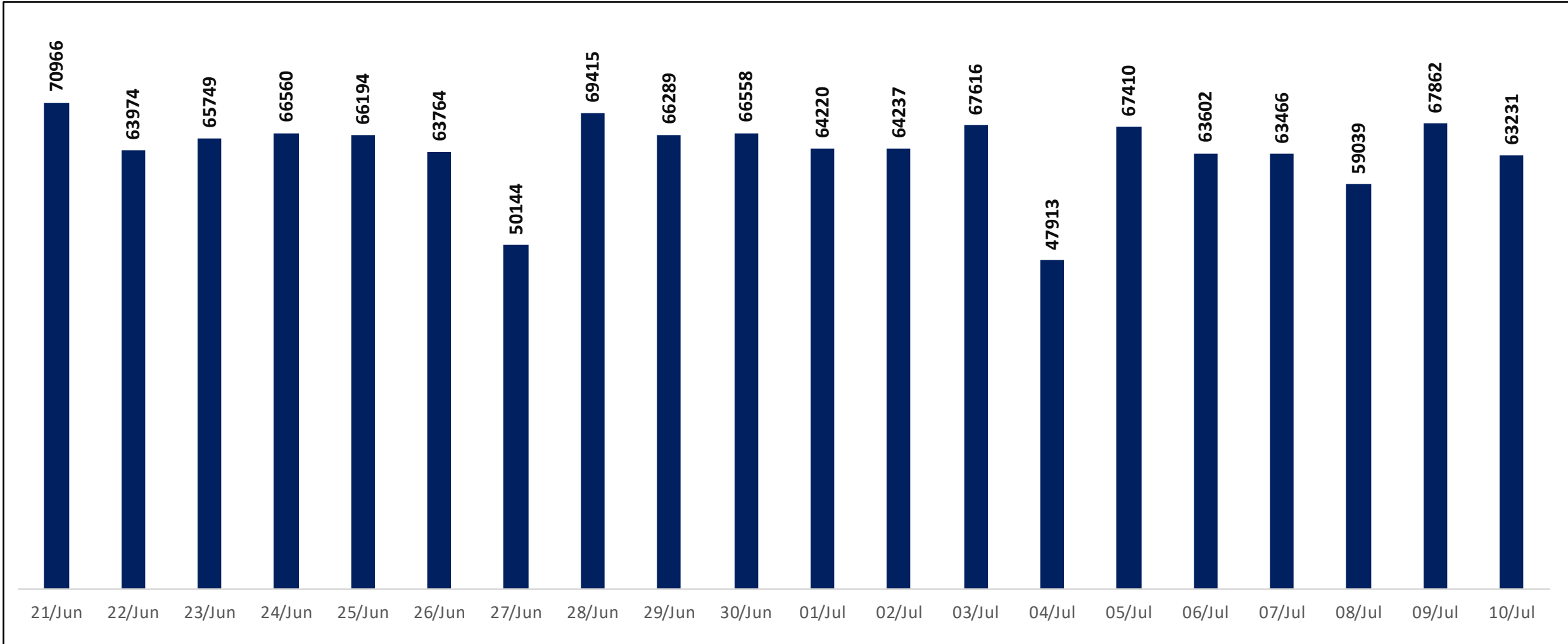




TESTING TRENDS IN BENGALURU

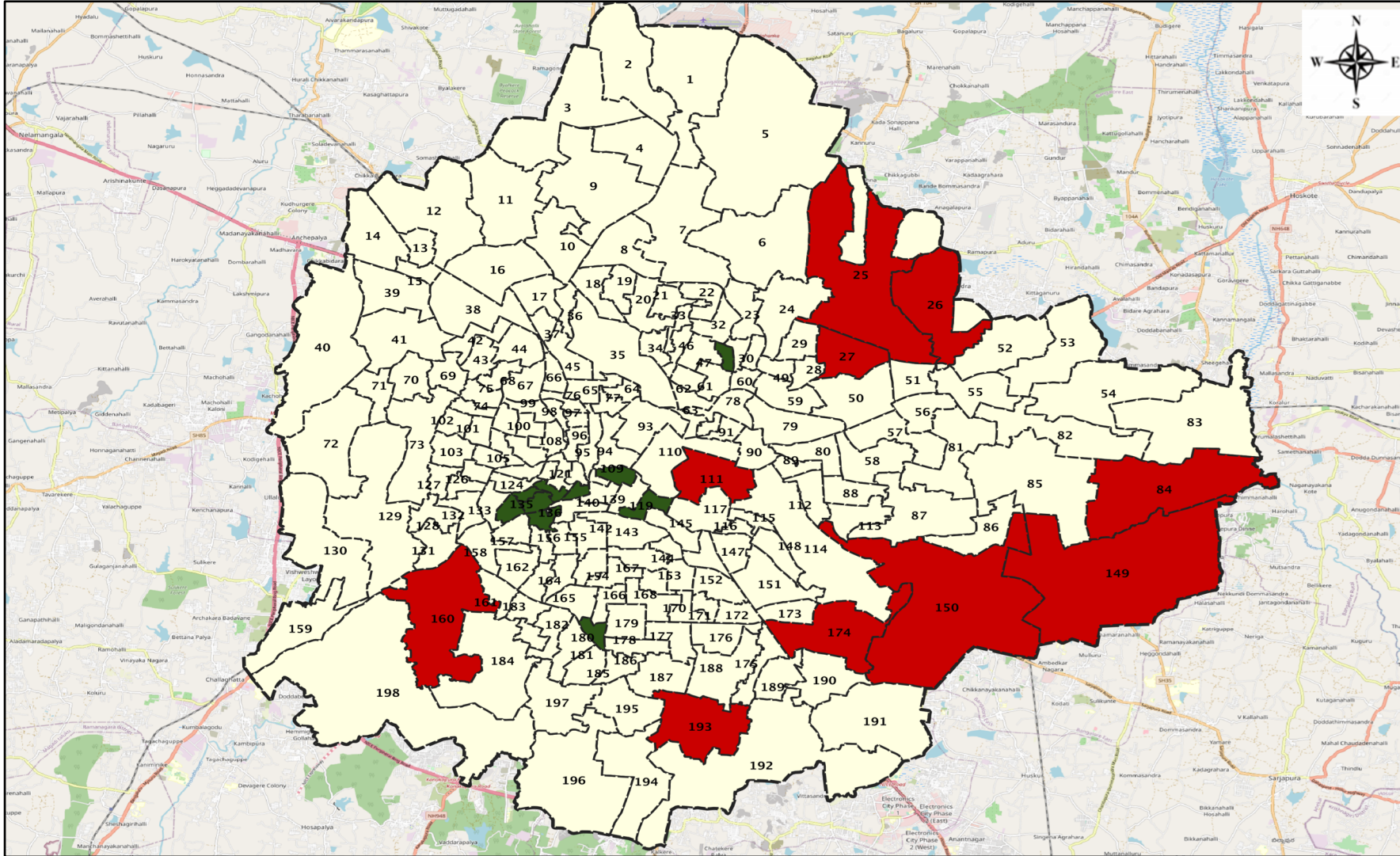


| Total Test Conducted Till Date | Test Conducted Last 24 hours |
|--------------------------------|------------------------------|
| 1,54,59,252 | 63,231 |





BENGALURU URBAN MAP SHOWING TREND OF POSITIVE CASES IN LAST 10 DAYS



Top 10 wards reporting highest number of positive cases in last 10 days

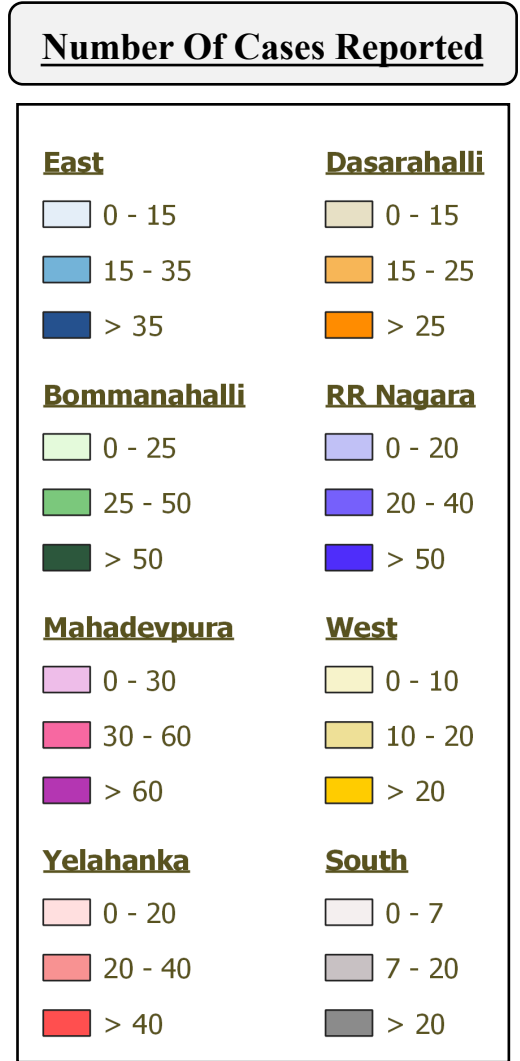
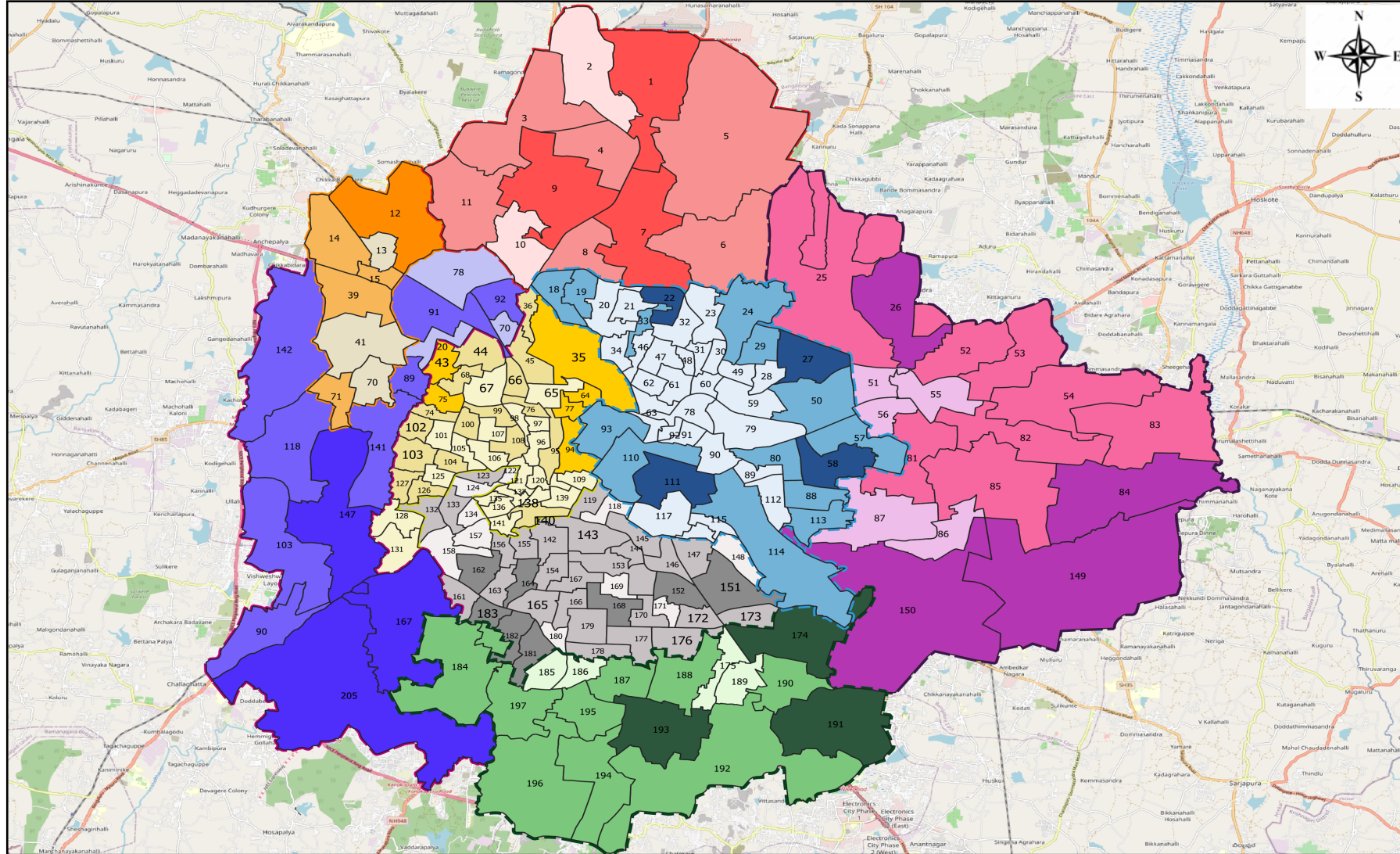
| Ward No. | Ward Name |
|----------|----------------------|
| 111 | SHANTALA NAGAR |
| 84 | HAGADUR |
| 150 | BELLANDURU |
| 149 | VARTHURU |
| 160 | RAJARAJESHWARI NAGAR |
| 25 | HORAMAVU |
| 193 | ARAKERE |
| 174 | HSR LAYOUT |
| 26 | RAMAMURTHY NAGAR |
| 27 | BANASAVADI |

Top 10 wards reporting least number of positive cases in last 10 days

| Ward No. | Ward Name |
|----------|--------------------------|
| 109 | CHICKPETE |
| 48 | MUNESHWARA NAGAR |
| 118 | SUDHAM NAGAR |
| 135 | PADARAYANAPURA |
| 136 | JAGAJIVANRAM NAGAR |
| 138 | CHALAVADIPALYA |
| | BANASHANKARI TEMPLE WARD |
| 180 | BAPUJI NAGAR |
| 134 | RAYAPURA |
| 137 | RAYAPURA |
| 141 | AZAD NAGAR |



BENGALURU MAP SHOWING TREND OF WARD WISE POSITIVE CASES IN LAST 10 DAYS

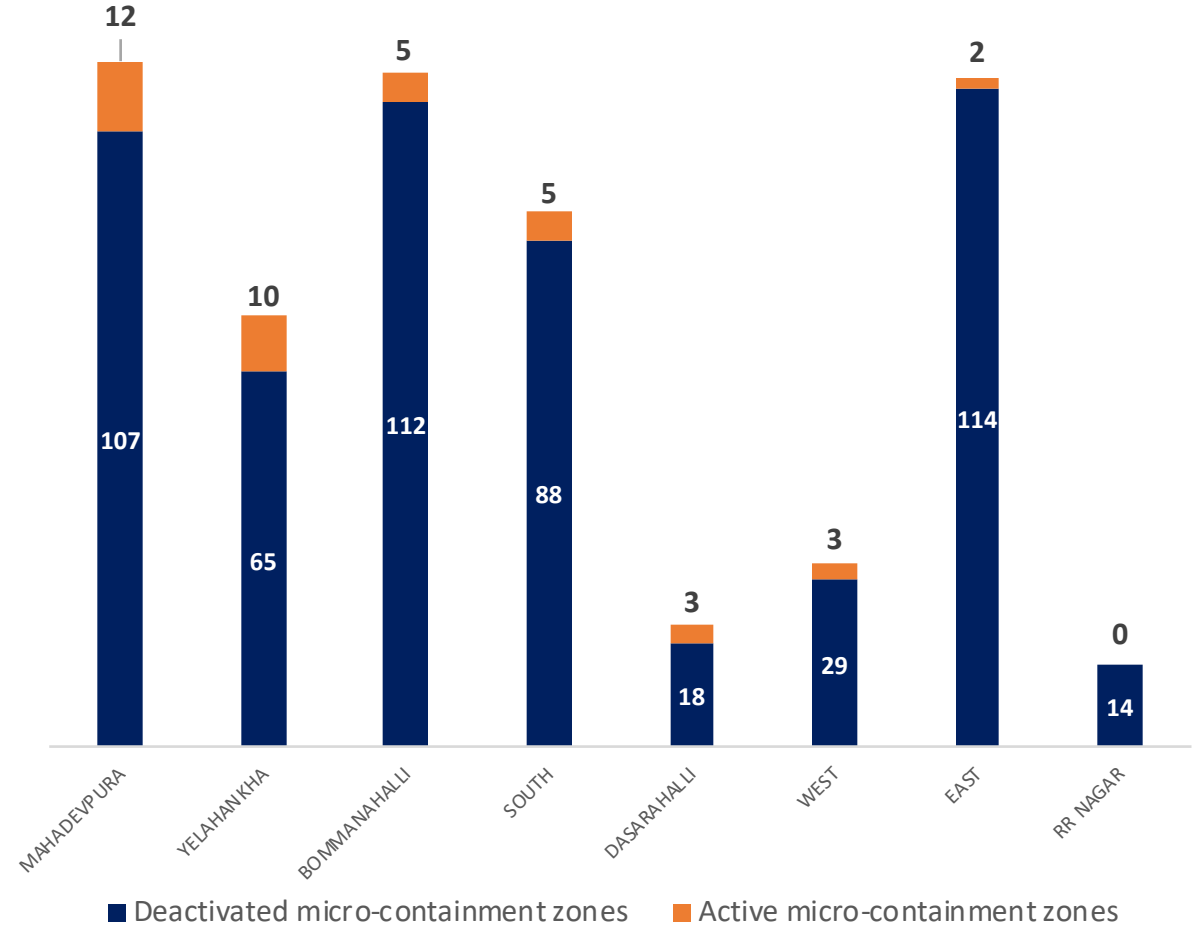




MICRO CONTAINMENT ZONE DETAILS

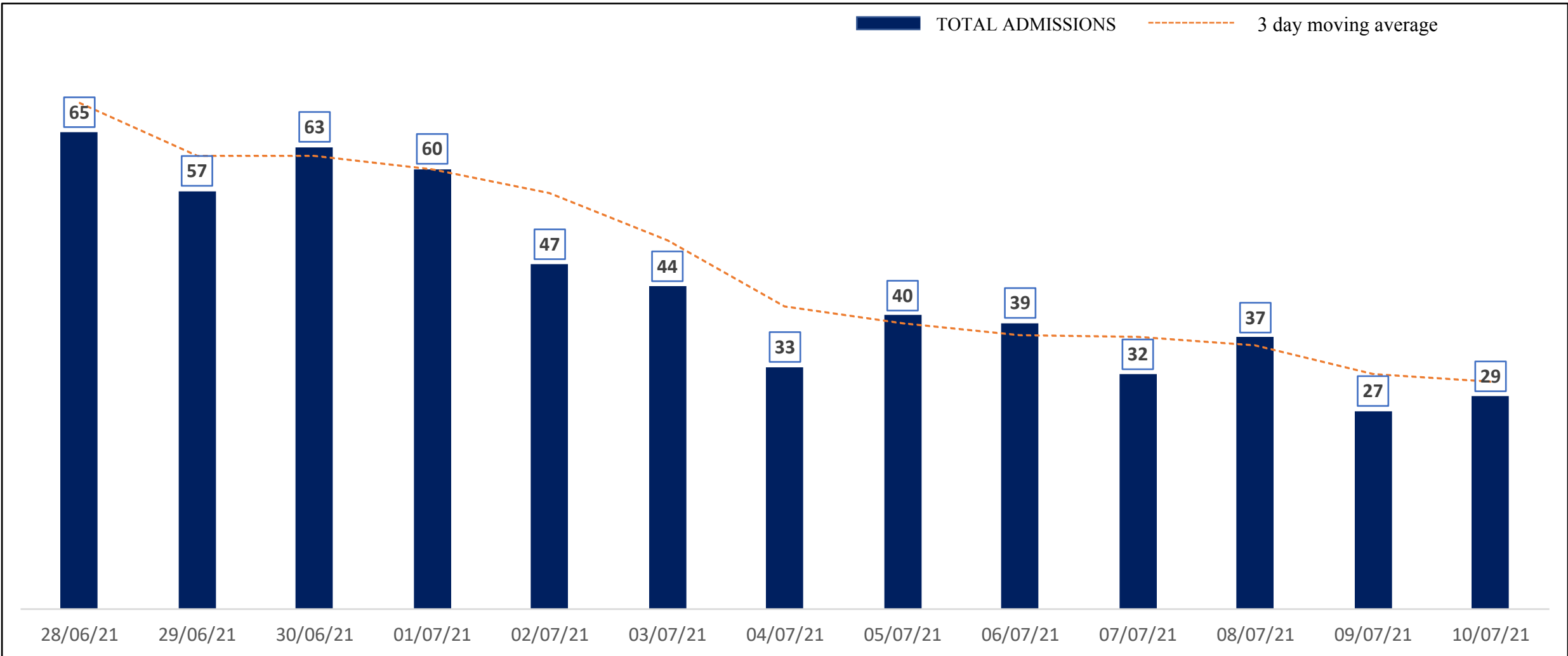


| ZONE | TOTAL DECLARED | TOTAL DEACTIVATED | TOTAL ACTIVE |
|--------------|----------------|-------------------|--------------|
| MAHADEVPURA | 119 | 107 | 12 |
| YELAHANKHA | 75 | 65 | 10 |
| BOMMANAHALLI | 117 | 112 | 5 |
| SOUTH | 93 | 88 | 5 |
| DASARAHALLI | 21 | 18 | 3 |
| WEST | 32 | 29 | 3 |
| EAST | 116 | 114 | 2 |
| RR NAGAR | 14 | 14 | 0 |
| TOTAL | 587 | 547 | 40 |





HOSPITAL ADMISSIONS LAST 15 DAYS TREND



* Numbers as per Central Hospital Bed Management System (CHBMS)

* Only Fresh Admissions considered



CCC/TRIAGE CENTRE REPORT – 11.07.2021



| ZONE NAME | Total Triage Centres | Triage Details Breakup | | | | Of Today's Triage, Patient Recommended for | | |
|--------------|----------------------|---------------------------|------------------------|--------------------|---------------------|--|----------|----------|
| | | Triaged till Previous Day | Today's Walk In Triage | Today's MTU Triage | Total Triaged Today | Home Isolation | CCC / MH | Hospital |
| BOMMANAHALLI | 0 | 798 | 0 | 0 | 0 | 0 | 0 | 0 |
| DASARAHALLI | 2 | 926 | 2 | 0 | 2 | 2 | 0 | 0 |
| EAST | 2 | 457 | 0 | 0 | 0 | 0 | 0 | 0 |
| MAHADEVAPURA | 2 | 1228 | 3 | 0 | 3 | 2 | 0 | 1 |
| RR NAGAR | 2 | 2464 | 9 | 1 | 10 | 7 | 0 | 3 |
| SOUTH | 3 | 1963 | 1 | 2 | 3 | 2 | 0 | 1 |
| WEST | 2 | 679 | 0 | 0 | 0 | 0 | 0 | 0 |
| YELAHANKA | 3 | 1187 | 1 | 0 | 1 | 0 | 0 | 1 |
| TOTAL | 16 | 9702 | 16 | 3 | 19 | 13 | 0 | 6 |

• data as on 04:00 PM (11.07.2021)



COVID BED STATUS AS ON 11.07.2021



| SR. NO. | Facility Type | No. of Hospital | Total Allocated Beds for C+ Patients | | | | | Occupied Beds for C+ Patients | | | | | Net Available Beds for C+ Patients | | | | |
|-------------------|-----------------------------|-----------------|--------------------------------------|--------------|------------|------------|--------------|-------------------------------|------------|-----------|------------|------------|------------------------------------|--------------|------------|------------|--------------|
| | | | Gen Beds | HDU | ICU Beds | ICU-V | Total | Gen Beds | HDU | ICU Beds | ICU-V | Total | Gen Beds | HDU | ICU Beds | ICU-V | Total |
| 1 | Government Medical Colleges | 4 | 20 | 621 | 53 | 76 | 770 | 0 | 21 | 9 | 5 | 35 | 20 | 600 | 44 | 71 | 735 |
| 2 | Government Hospitals | 16 | 649 | 210 | 65 | 127 | 1,051 | 81 | 53 | 11 | 34 | 179 | 568 | 157 | 54 | 93 | 872 |
| 3 | Private Medical Colleges | 12 | 792 | 936 | 136 | 203 | 2,067 | 11 | 21 | 20 | 19 | 71 | 781 | 915 | 116 | 184 | 1,996 |
| 4 | Private Hospitals | 64 | 656 | 701 | 298 | 169 | 1,824 | 113 | 35 | 48 | 64 | 260 | 543 | 666 | 250 | 105 | 1,564 |
| 5 | Covid Care Centre | 16 | 180 | 272 | - | - | 452 | 56 | 14 | - | - | 70 | 124 | 258 | - | - | 382 |
| Total Beds | | 112 | 2,297 | 2,740 | 552 | 575 | 6,164 | 261 | 144 | 88 | 122 | 615 | 2,036 | 2,596 | 464 | 453 | 5,549 |

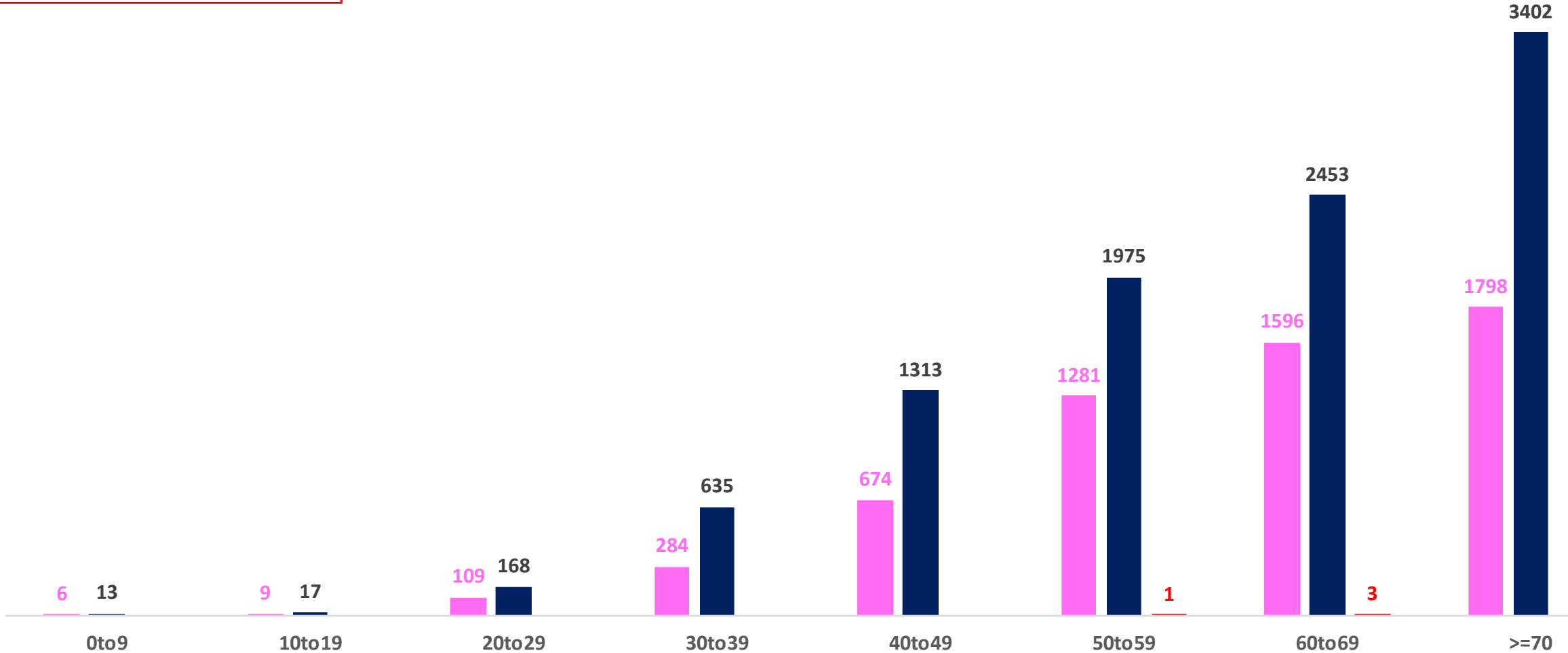


AGE AND GENDER WISE DISTRIBUTION OF DEATH CASES



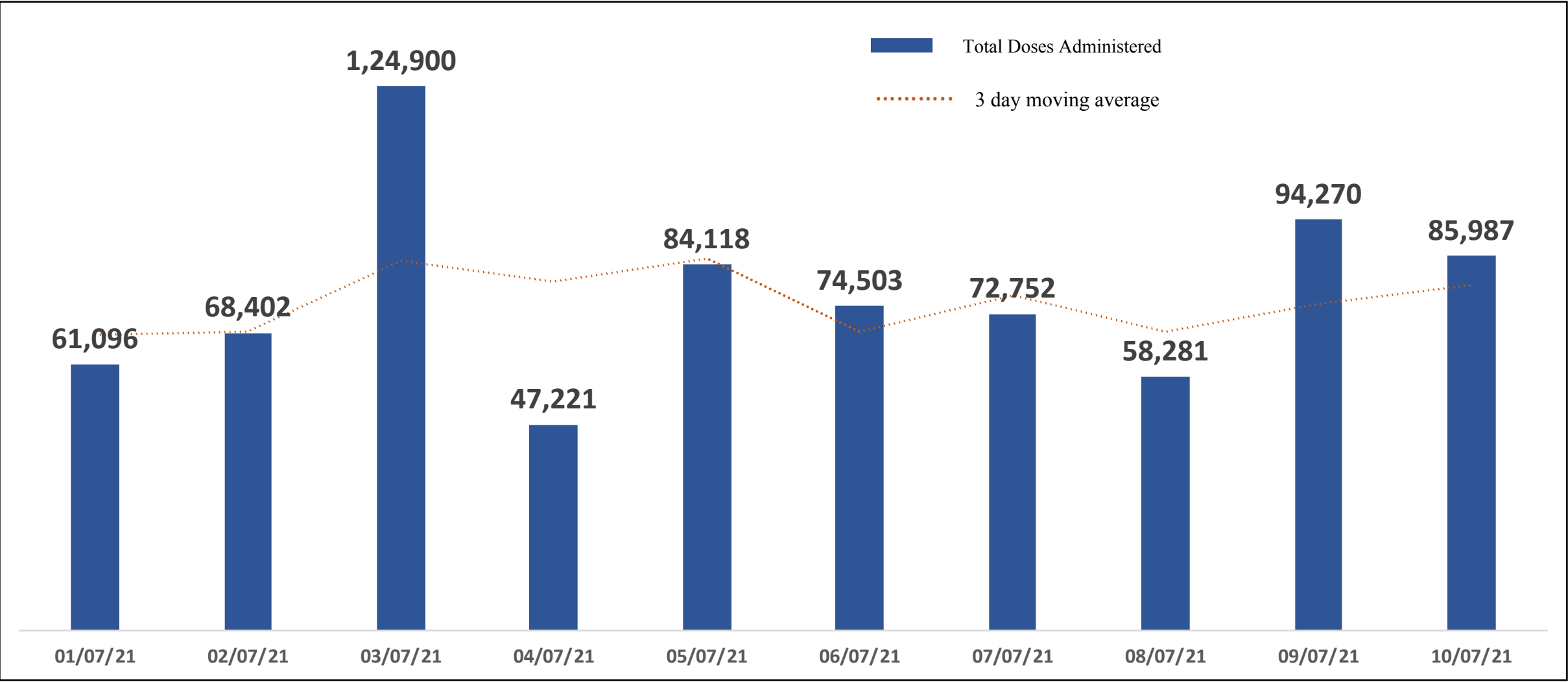
Death Cases: 15,737

Female Male Transgender





TOTAL VACCINE DOSES ADMINISTERED IN LAST 10 DAYS

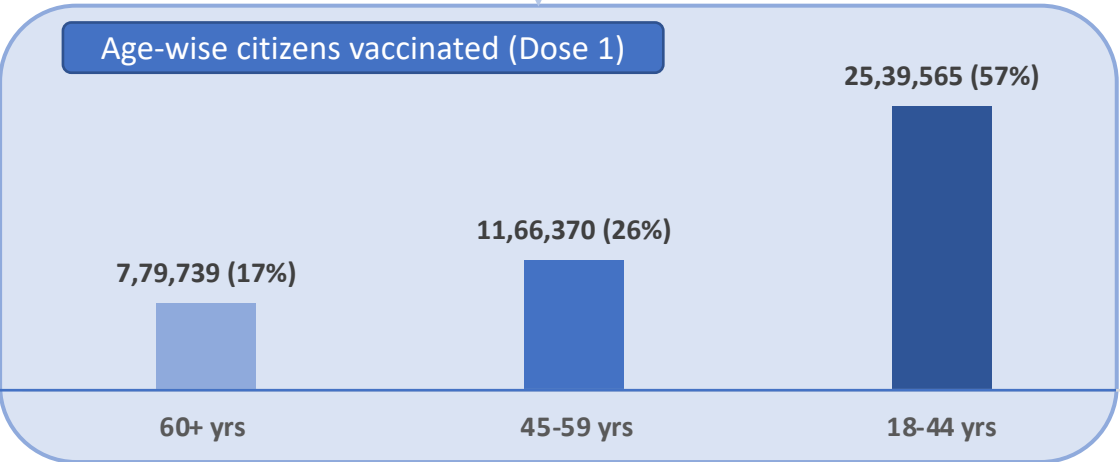
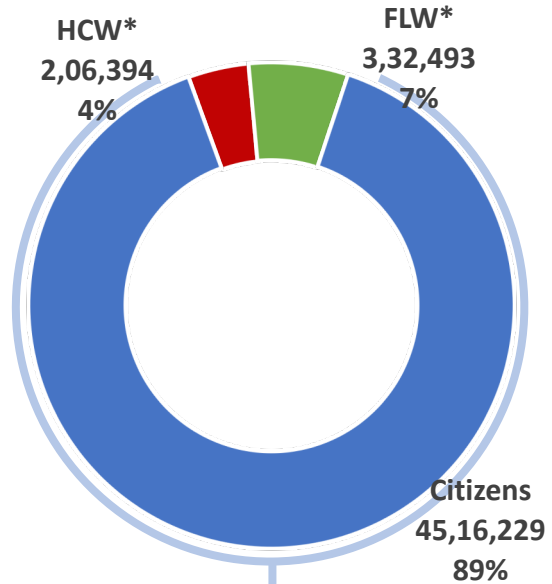




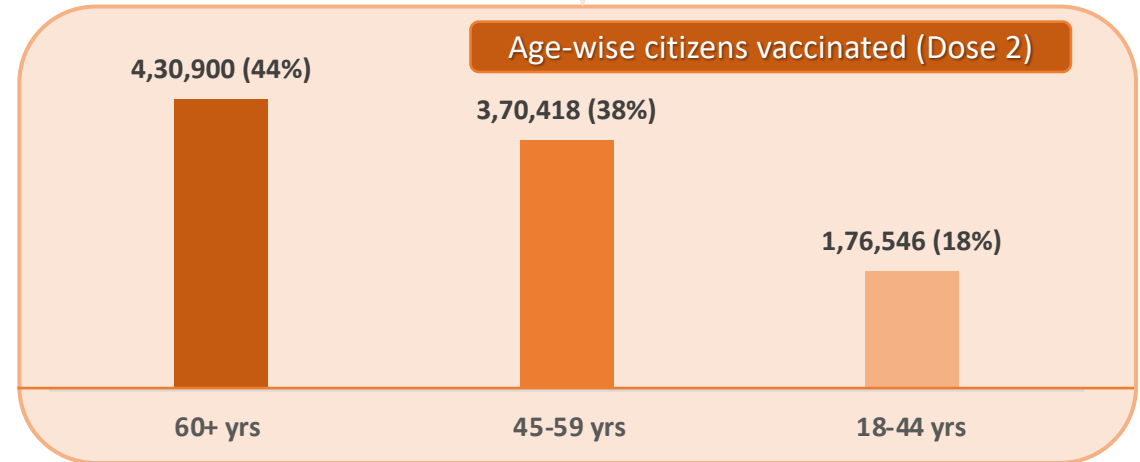
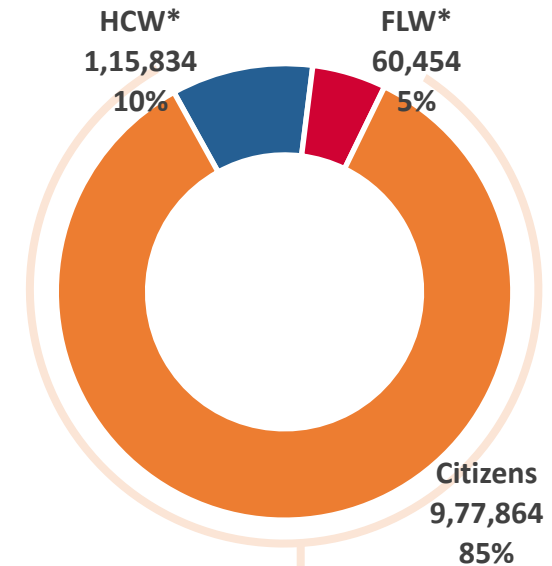
CATEGORY WISE CUMULATIVE VACCINATION IN BBMP



Dose 1



Dose 2



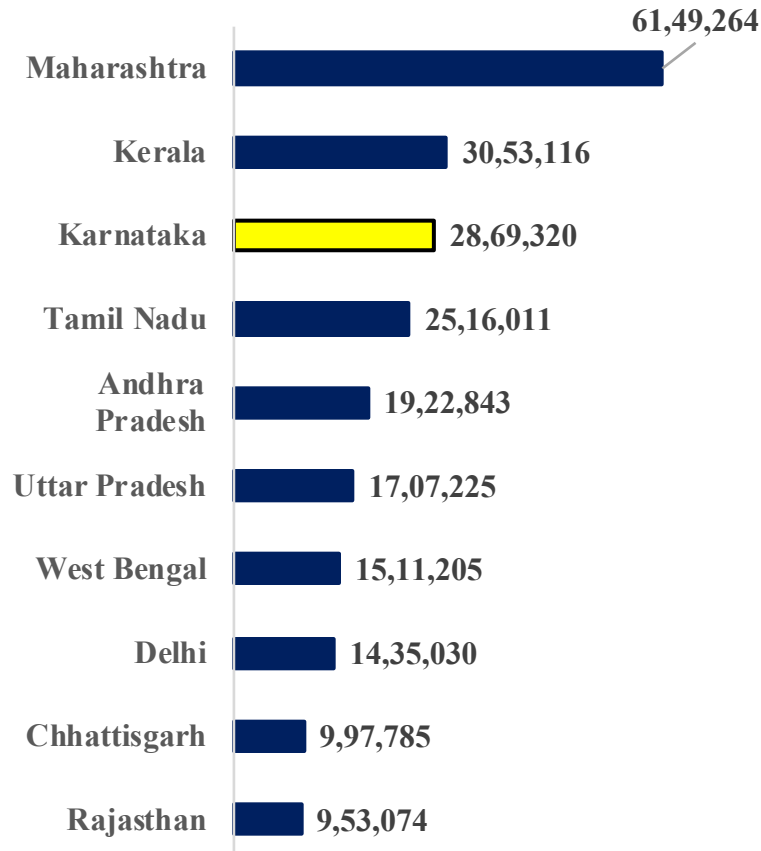
*HCW : Health Care Workers
 *FLW : Front Line Workers



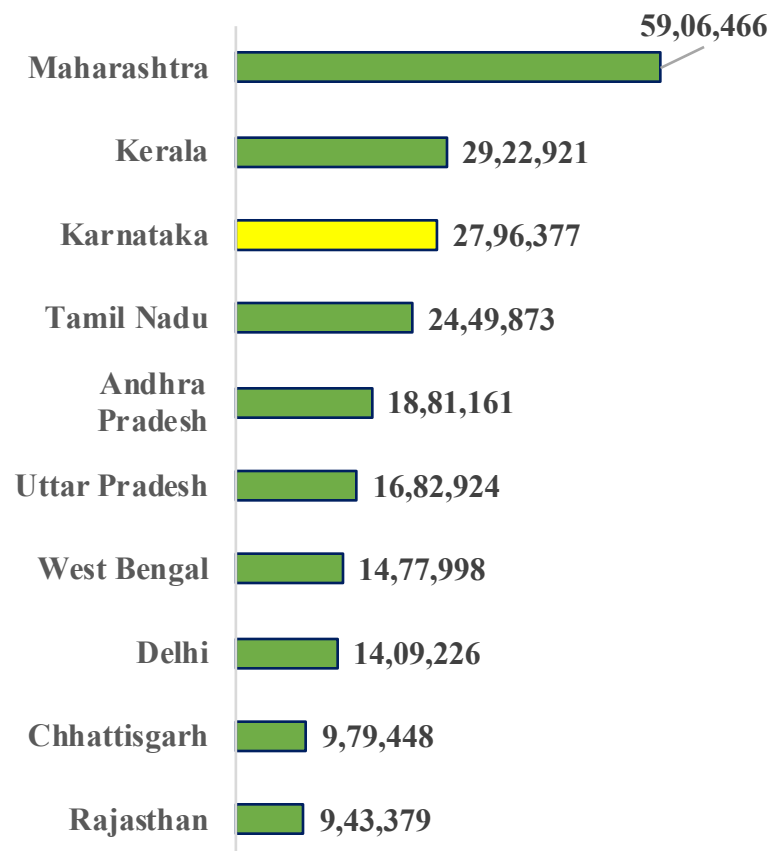
TOP 10 COVID19 AFFECTED INDIAN STATES



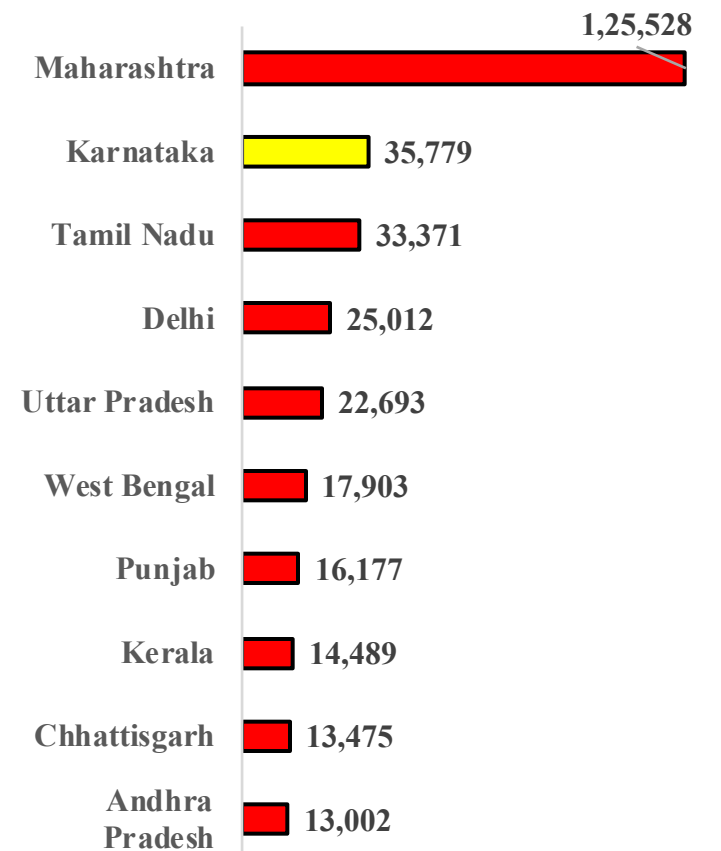
Total Positive Cases



Total Recovered Cases



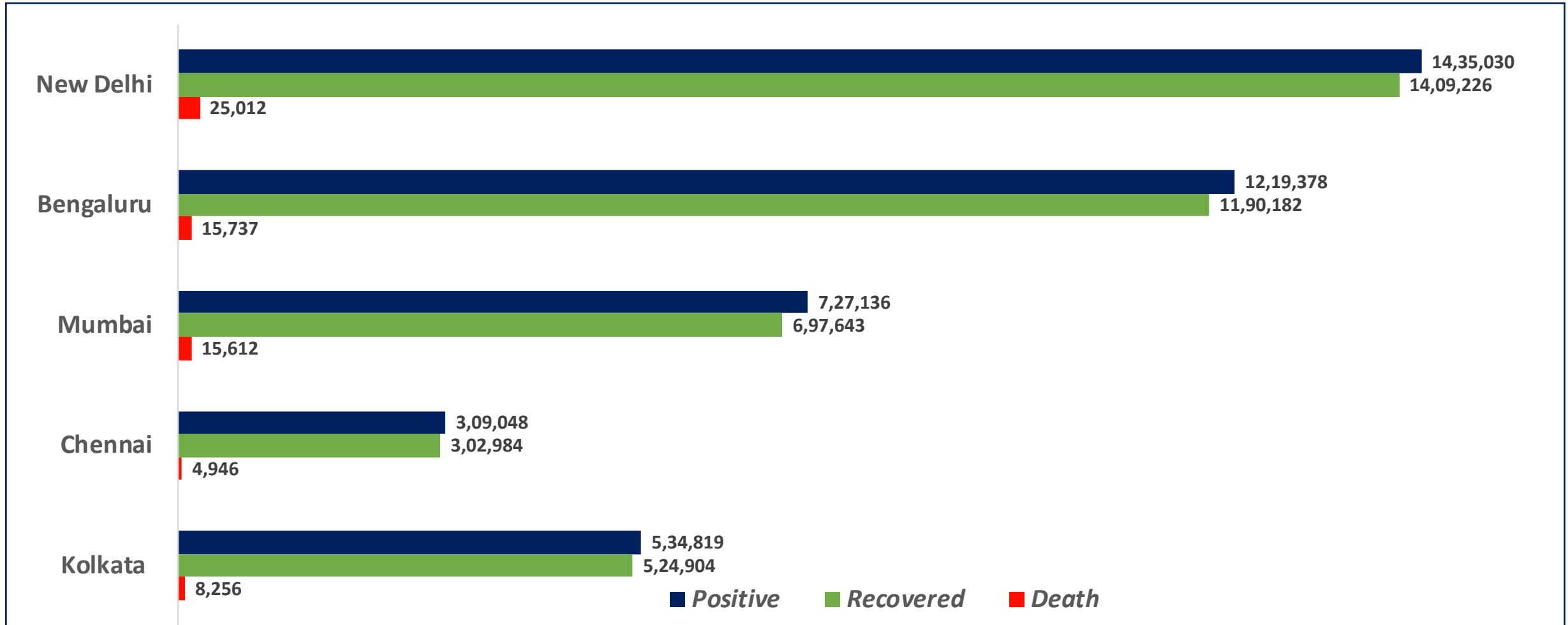
Total Death Cases



Source : <https://www.covid19india.org/> at 6:15 pm (11.07.2021)



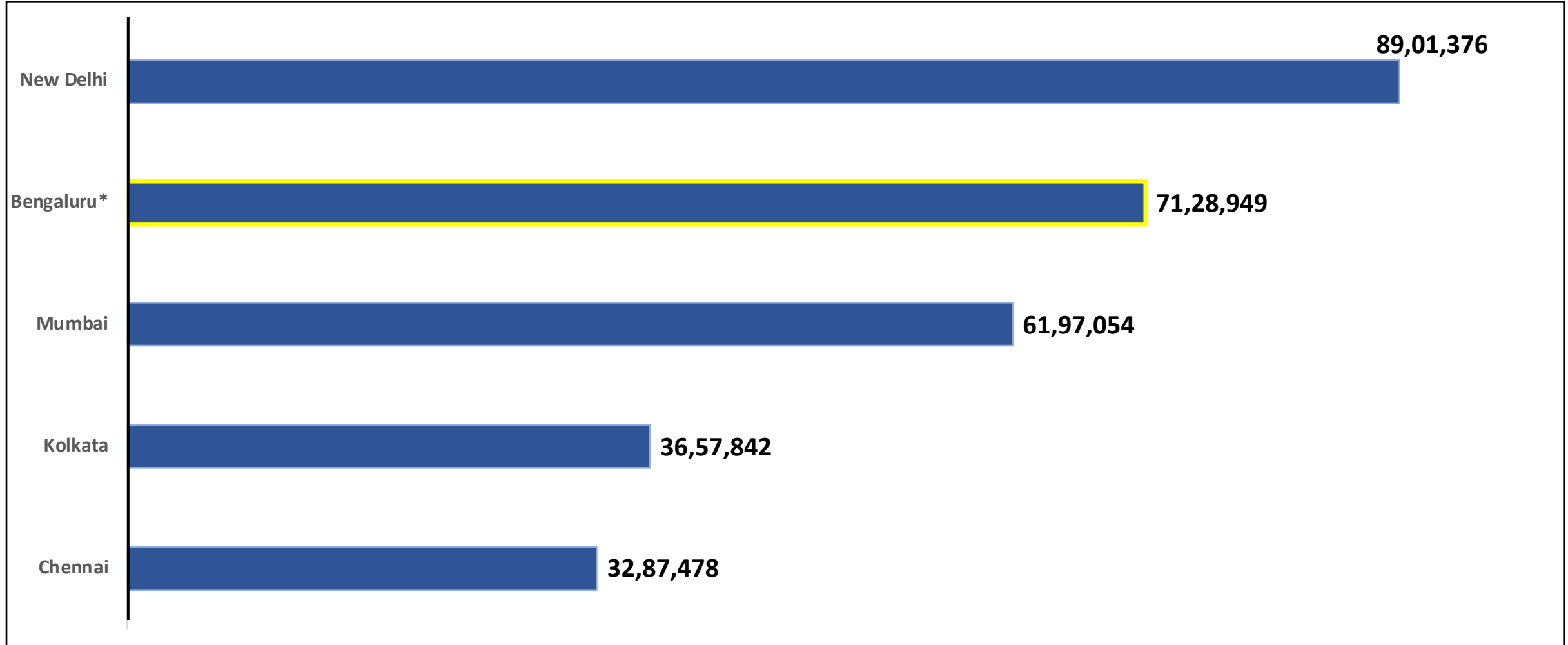
BENGALURU AND OTHER METROPOLITAN CITIES



Source : <https://www.covid19india.org/> at 6:15 pm (11.07.2021)



VACCINE DOSES ADMINISTERED IN BENGALURU AND OTHER METROPOLITAN CITIES



Source : <https://dashboard.cowin.gov.in/> at 6:18 pm (11.07.2021)

*includes BBMP & Bengaluru Urban



SNAPSHOT OF COVID-19 CASES IN BENGALURU URBAN



**Total Wards With
<=10 Cases* :
68**

**Tests Conducted
On 10.07.2021:
63,231**

**Recovery
Rate:
97.61%**

**Total
Active Cases :
13,459**

**Total Vaccinated on
10.07.2021:
85,987**

**Positivity
Rate* :
0.86%**

**Active
Rate:
1.10%**

**Case
Fatality Rate* :
1.83%**



*Total positive cases In the past 10 days

*CFR and positivity is for Past 7 days



ಬೃಹತ್ ಬೆಂಗಳೂರು ಮಹಾನಗರ ಪಾಲಿಕೆ
Bruhat Bengaluru Mahanagara Palike

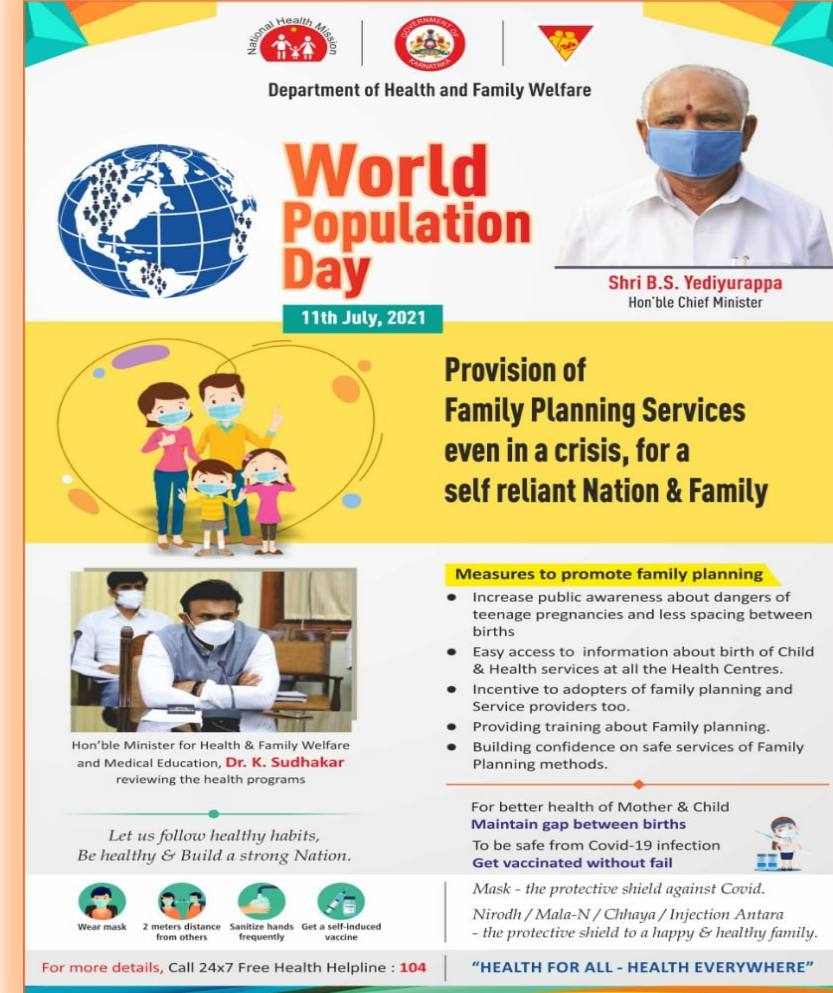


| | |
|--------------------------------------|--|
| Download BBMP Bulletin | https://apps.bbmpgov.in/covid19/mediabulletin.php |
| For BBMPCovid19 Bed Status: | https://apps.bbmpgov.in/covid19/en/Bedstatus.php |
| To register for vaccination : | https://selfregistration.cowin.gov.in/ |
| BBMP COVID19 Dashboard: | https://apps.bbmpgov.in/covid19/ |
| Follow us on: |  www.facebook.com/bbmp.comm1/ |
| |  twitter.com/BBMPCOMM |

Issued by:

Honorable Chief Commissioner, BBMP
Special Commissioner Health & IT, BBMP
MD, Bengaluru Smart City Limited

THANK YOU !



The poster is for World Population Day 2021, dated 11th July. It features the Department of Health and Family Welfare logo and a portrait of Shri B.S. Yediyurappa, Hon'ble Chief Minister. The main headline is 'World Population Day 11th July, 2021'. Below this, it states 'Provision of Family Planning Services even in a crisis, for a self reliant Nation & Family'. A list of measures to promote family planning is provided, including increasing public awareness, easy access to information, incentives for adopters, training, and building confidence. A section titled 'Measures to promote family planning' lists: increase public awareness about dangers of teenage pregnancies and less spacing between births; easy access to information about birth of Child & Health services at all the Health Centres; incentive to adopters of family planning and Service providers too; providing training about Family planning; and building confidence on safe services of Family Planning methods. Another section titled 'For better health of Mother & Child Maintain gap between births' states: 'To be safe from Covid-19 infection Get vaccinated without fail'. It also includes a quote: 'Mask - the protective shield against Covid. Nirodhi / Mala-N / Chhaya / Injection Antara - the protective shield to a happy & healthy family.' At the bottom, it says 'For more details, Call 24x7 Free Health Helpline : 104' and 'HEALTH FOR ALL - HEALTH EVERYWHERE'. There are also icons for 'Wear mask', '2 meters distance from others', 'Sanitize hands frequently', and 'Get a self-induced vaccine'.